


STAY SAFE ONLINE



Two weeks ago, Adil got his first smartphone for his birthday... and he loves it! Will you join his online adventures and help him learn about online security and privacy?

Adil lives in Raipur, Chhattisgarh, and studies in **Class 8**. He **turned 12** in 2024! His favorite subject is **physics** - everyone knows that! He loves playing **football**. He enjoys **shopping online**. With all this excitement at his fingertips with his phone, he knows he needs to keep his phone secure, so he is trying to set a password.

Passwords ensure that nobody can check your phone without your permission. It can be uncomfortable if someone who is not close to you can see your pictures, messages, contacts and all your secrets, right?!



CAN YOU GUESS ADIL'S PASSWORDS?









Maybe I'll go with something I can definitely remember!

My favourite sport will be useful!

Nobody will remember the year I was born...

I need to be able to open my phone quick!



Your password should be easy enough for you to remember, but difficult for anyone else to guess! If Adil's password is so easy to guess with basic information about him, it is not strong!

SETTING STRONG PASSWORDS



STRONG PASSWORD GUIDELINES

Use a mix of uppercase and lowercase letters, numbers and special symbols.

shirtsatninetyniners



Forgot Password?

\$hirts@99Rs&



Forgot Password?

Make it long, between 8-12 characters.

foot\$



Forgot Password?

footballlover12



Forgot Password?

Do not use common, easily guessed words.

adilraipur



Forgot Password?

h0lidaysandch0colat3



Forgot Password?

Avoid using obvious personal information like your birthday or pet's name.

bruno2012




Forgot Password?

dRjox76!\$kL57



Forgot Password?



Can you use the same guidelines to create a strong password for one of your accounts?



Tip!

Never use the same password for different accounts or platforms. This way, even if someone can access one of your accounts, they can't log into other accounts! Change your passwords at least once in 3 months, to be extra secure.

ONLINE PRIVACY

Now that Adil has set up strong passwords for all his accounts, he feels safe. But are strong passwords enough to ensure his overall online safety and well-being? Take a look at his online and offline habits: do you notice any differences? Are there some things he should keep in mind when browsing the internet?

ADIL'S OFFLINE HABITS



Adil waits till he and his friends are home to discuss private topics so no one overhears!



If someone at the playground asks Adil his school name or address, he politely refuses to share.



If school forms ask for parents' bank details, he always checks why it is required, and doesn't share codes/passwords.

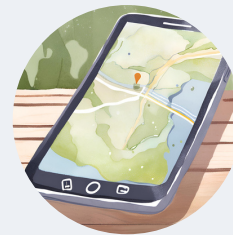


Before opening letters or packages, he ensures the sender is legitimate, safe, and how they know his address.

ADIL'S ONLINE HABITS



Adil discusses private details in comments without checking who can see it.



Adil tags his location on his posts, and shares his whereabouts online often.



When signing up for new and unfamiliar websites, he shares all the details it asks.




He freely clicks on unknown links, trusting that links always take him to places where he can find out more exciting things.

ONLINE PRIVACY

Privacy means having control over who knows what information about you.¹ Different people are comfortable with different levels of privacy - for example, some people don't like to share their birthdays, while others do! However, just like we are careful not to share our location or personal stories to anybody offline, maintaining and increasing your privacy online can help keep you safe. Help Adil translate his offline safety and privacy habits to his online life, by learning to protect information.

TYPES OF INFORMATION ASKED ONLINE^{2 3}



Personal - that is, information that can help strangers directly or indirectly identify an individual - like your name!

Avoid sharing online, especially on unknown/unverified platforms, because it can be used to cause harm to you.



Sensitive personal - that is, personal information is extra vulnerable to being misused because it locks other important things - like your signature!

Do not share with others online!*



Non-personal - that is, information that cannot be used to specifically identify an individual - like favourite colour!

Can be shared without personal information, depending on your comfort.

*If you have to submit sensitive information for online services like netbanking, shopping or govt. portals, only use official and tested websites, and speak with authorities!

Below is a list of information about Adil. Mentally place each one in the correct category: personal, non-personal and sensitive personal!

Name	
Fingerprints	
School Name	
Reviews and Feedback	
General Hobbies	
Age	
Password	
Home Address	
E-mail Address	
Bank Details	

Personal Non-personal Sensitive personal

1. San José Public Library. Toolkit: What is Online Privacy? www.sjpl.org/toolkit-what-online-privacy/.
 2. Security Intelligence (IBM Security) (2023, July). Personal Data vs. Sensitive Data: What's the difference. www.securityintelligence.com/posts/personal-data-vs-sensitive-data-what-is-the-difference/.
 3. Aashish Aryan (2020, July). Explained: What is non-personal data? Indian Express. <https://indianexpress.com/article/explained/non-personal-data-explained-6506613/>.

SAFETY TOOLKIT!



Congratulations! You have helped Adil master the tricks of online safety and privacy. As a reward, here's a special backpack... it has all sorts of cool tools that will keep you and Adil extra safe online! Want to see what they are?



DOUBLE DEFENSE

Use 2 Factor Authentication to set up an extra lock on your accounts! It makes sure that even if someone guesses your password, they'll still need the second code to get in. Go to Settings on any account to find it, under Privacy and Security.



SITE CHECKER

Use these guidelines to carefully make sure you are on a safe, trustworthy website.

- > Check the link of the website where you type on the browser, make sure it begins with "https"
- > Make sure the link name ends with ".com" ".org" ".gov" or ".edu.in" - these are standard names
- > Check the overall website - especially the About Section - to understand who made it and how it is designed.



LINK SHIELD

Here are some guidelines that will help you stay away from unknown or suspicious links - just don't click on them! If you receive a link from an unexpected source, looks inaccurate, contains spelling errors, or comes with a tempting message, stay away... Sometimes, unknown links can steal your information or download harmful viruses onto your device.



PRIVACY BUDDY

Did you know? Most messaging, gaming and social media platforms allow you to hide your profile from others, and control who can see what you post! You can even control who is allowed to message you and by carefully choosing options under the Privacy sections of your account Settings, you can stay extra safe!

ANSWER KEY

CAN YOU GUESS ADIL'S PASSWORDS?

 P A S S W O R D
_ _ _ _ _

 F O O T B A L L
_ _ _ _ _

 2 0 1 2
_ _ _ _

 1 2 3 4 5
_ _ _ _ _



ONLINE PRIVACY

Personal

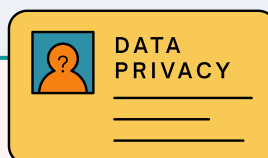
Name
Age
School Name

Non-personal

Reviews and
Feedback
General
Hobbies

Sensitive personal

Password
Fingerprints
Bank Details
Home Address
E-mail Address



SAFETY TOOLKIT!




Congratulations! You have helped Adil master the tricks of online safety and privacy. As a reward, here's a special backpack... it has cool tools that will keep you and Adil extra safe online from messages like the ones below! Want to see what they are?

You won a prize! Get rich!!! Click here to claim now! linknumberxyz.com

Someone tried to HACK ur account. it will be locked soon. Verify it [here](#) on this link with OTP.

URGENT: Someone sent you a gift card! To claim it reply to this with your AADHAR no.



DOUBLE DEFENSE

Use 2 Factor Authentication to set up an extra lock on your accounts! It makes sure that even if someone guesses your password, they'll still need the second code to get in. Go to Settings on any account to find it, under Privacy and Security.



SITE CHECKER

Use these guidelines to carefully make sure you are on a safe, trustworthy website.

- > Check the link of the website where you type on the browser, make sure it begins with "https"
- > Make sure the link name ends with ".com" ".org" ".gov" or ".edu.in" - these are standard names
- > Check the overall website - especially the About Section - to understand who made it and how it is designed.



LINK SHIELD

Here are some guidelines that will help you stay away from unknown or suspicious links - just don't click on them! If you receive a link from an unexpected source, looks inaccurate, contains spelling errors, or comes with a tempting message, stay away... sometimes, unknown links can steal your information or download harmful viruses onto your device.



PRIVACY BUDDY

Did you know? Most messaging, gaming and social media platforms allow you to hide your profile from others, and control who can see what you post! You can even control who is allowed to message you by carefully choosing options under the Privacy sections of your account Settings, you can stay extra safe!